

Hello, and thank you for attending my virtual Christmas In July party for **FESTIVELY FATAL!**

I've created this printable book swag in lieu of the real deal that you might expect to get at an in-person event.

In it are stickers, paper chains, a Christmas card that you can print off as many times as you like to send to your friends and family, and some recipe cards for a few food and drink items mentioned in the book.

I'm afraid the recipe cards seem to have been annotated by Lucas, Clara & co., but I'm sure you won't mind too much.

Simply print the stickers onto a full page sticker sheet (or printable magnets, which are so much fun) and trim to size. print the paperchains onto paper, and use a thin card for the Christmas card and recipe cards.

The file has been sized to print onto either A4 or Letter sized paper—just make sure to select the “Print Actual Size” option rather than “Shrink to Fit” or any other option.

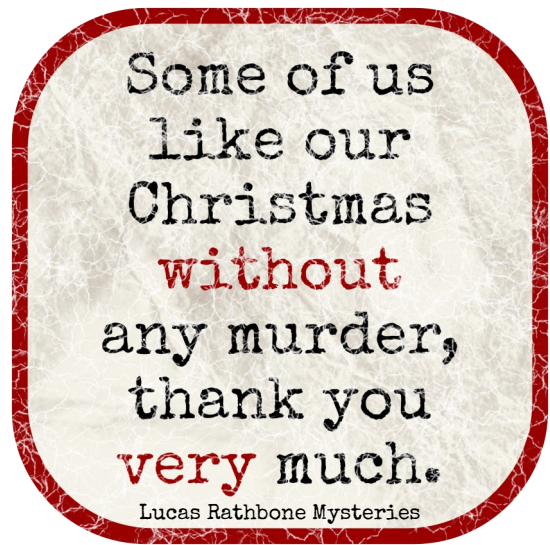
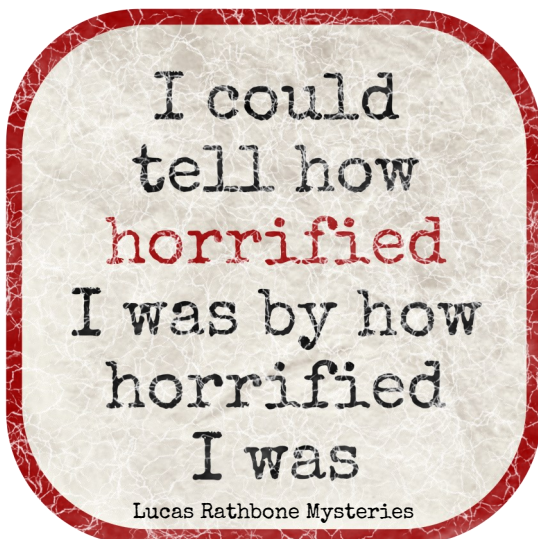
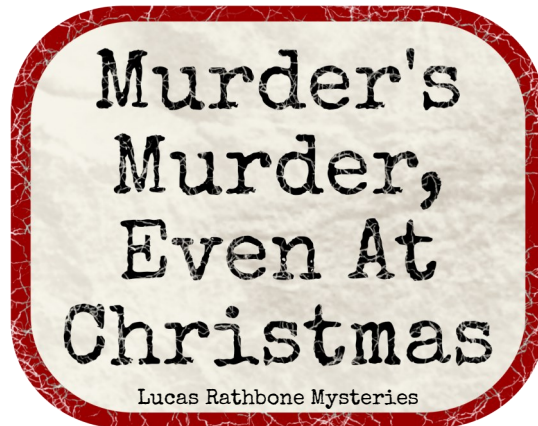
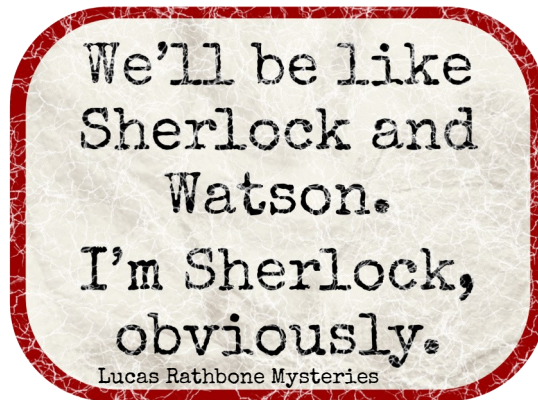
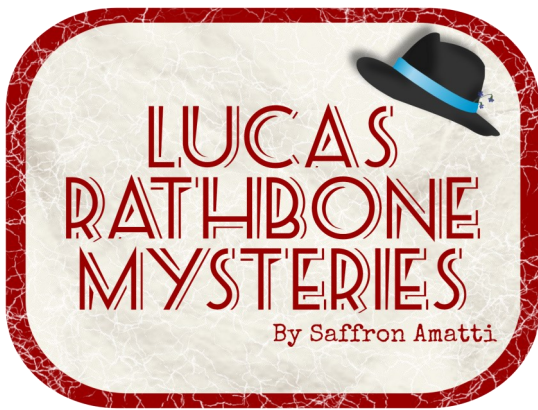
I hope you've been enjoying the virtual party, and thank you again for picking up a copy of **FESTIVELY FATAL!**

With festive good wishes,
Saffron

P.S. Have you got your FREE collection of miniature Lucas Rathbone stories yet? yet? Head to www.saffron-amatti.co.uk/free-book to find out how to get your hands on it


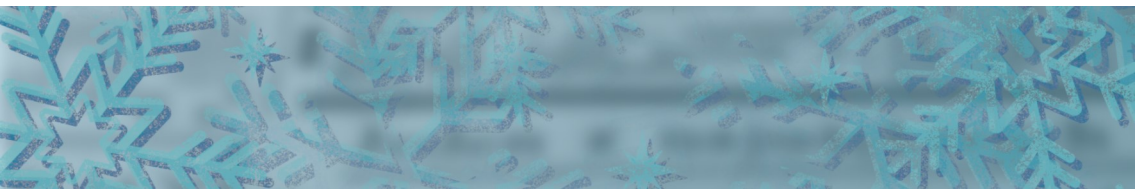

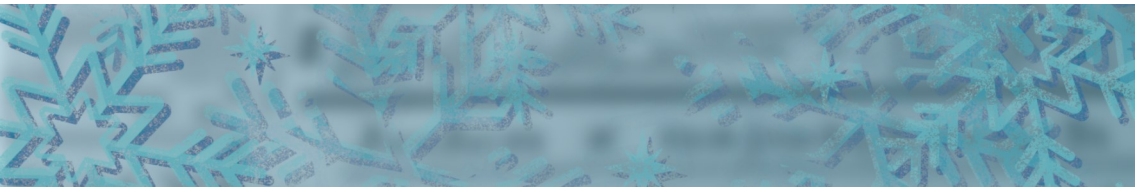
STICKERS OR MAGNETS




Simply print onto sticker paper or a printable magnet sheet and cut out with scissors



PAPERCHAINS

Decorate like it's Christmas 1928 with paperchains! Simply print as many as you need, cut out and loop into a chain. On the next page there's plain brown paper effect links, and on the page after that there's a full page of brown paper effect so you can print a backing to your paperchain links





MRS JENKINS' COCCOA

- 250ml whole milk
- 1 tbsp cocoa powder
- 1-2 tbsp light brown sugar
- 25g dark chocolate, finely chopped, plus extra for serving
- Whipped cream
- Ground cinnamon and/or nutmeg

Heat milk, cocoa, sugar, and chopped chocolate in a pan on a medium heat until steaming. Stir constantly to stop the milk scalding. *That only happened once!*
Pour into mugs and serve with a large dollop of whipped cream and sprinkle grated chocolate and spices on top

*Once was enough, Clara
It was still only once...*

CLARA'S DRINK O' MYSTERY

- Gin
- Brandy
- Rum
- Whiskey
- Stout
- Ale
- Chartreuse

Warning:

*Keep away from naked
naked flames and toddlers*

*Lucas! That's not nice
Neither's your drink
Rude*

That weird sticky red stuff at the bottom of a bottle *That was cough medicine*
Worcestershire Sauce (probably) *Was it?*
Soda Water *Why? Very much so*

Mix together well and serve in your favourite glass *How should I know?*

*Well, you are psychic...
NOT THAT SORT OF PSYCHIC!!!*

JOHNNY'S HANKY DANKY

1 1/2 oz Gin
1 1/2 oz Sweet vermouth
2 dashes Fernet-Branca
Garnish: Orange twist

Is anyone really going to want to drink this?

Add all the ingredients into a mixing glass with ice and stir.

Strain into a chilled cocktail glass.

Garnish with an orange twist.

They're very nice actually

Yes, I noticed you knocking them back...

Like you weren't

That's not the point

Children, stop fighting and make your mothers one of these Hanky Panky things us

TOMMY'S ABANDONED

50ml Bourbon
35ml Lemon Juice
12ml simply syrup

2 dashes Angostura bitters

Ice

Lemon Garnish

You wouldn't have drunk it either in the circus

Quite right too!

Wait, are you two actually agreeing with each other?

First time for

everything, dear girl!

Shake all ingredients (except garnish) with ice and strain into an ice-filled crystal tumbler.

Serve with lemon garnish and heaps of suspicion, making sure to not touch a drop... just in case.

Only about this, nothing else about this, nothing else about this, nothing else about this

Hmm, that sounds about right



Out Now on Kindle

FESTIVELY FATAL
A Paranormal Cozy Mystery
by Saffron Amatti

SEASON'S
GREETINGS