

Hello, and thank you for buying **FESTIVELY FATAL!**

I've put together a set of printable goodies for you, themed around the book.

There's stickers, paper chains, a Christmas card, and some recipe cards for a few food and drink items in the book.

I'm afraid the recipe cards seem to have been annotated by Lucas, Clara & co. I hope you don't mind too much.

Simply print the stickers onto a full page sticker sheet (or printable magnets, which are so much fun) and trim to size. Print the paperchains onto paper, and use a thin card for the Christmas card and recipe cards.

The file has been sized to print onto either A4 or Letter sized paper—just make sure to select the “Print Actual Size” option rather than “Shrink to Fit” or any other option.

I hope you have fun with this, and thank you again for picking up a copy of **FESTIVELY FATAL!**

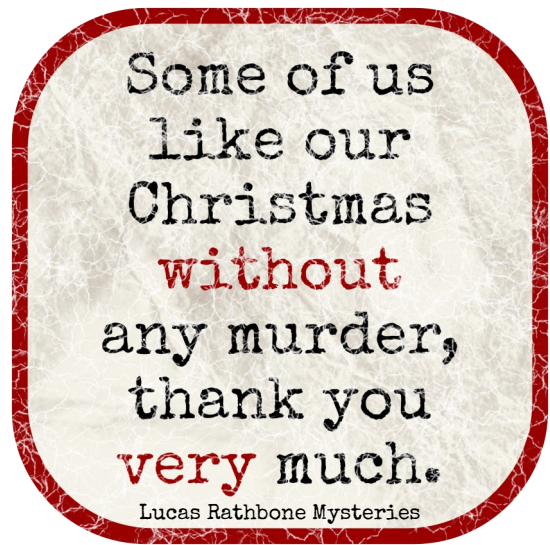

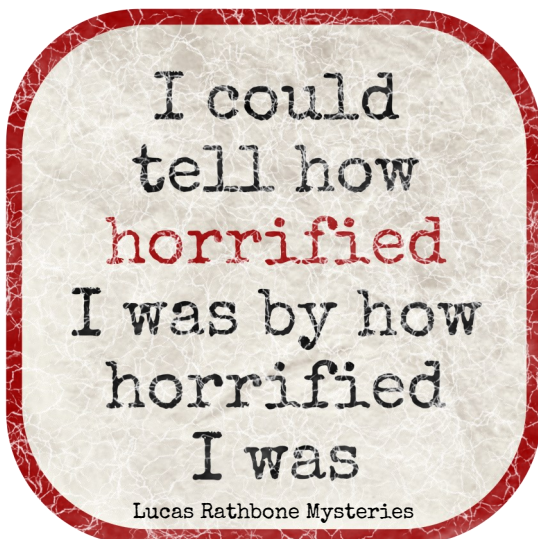
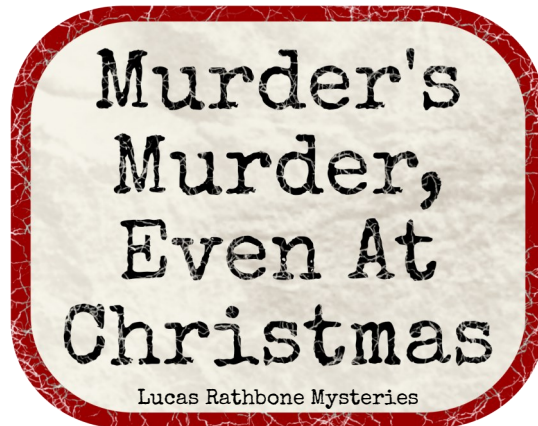
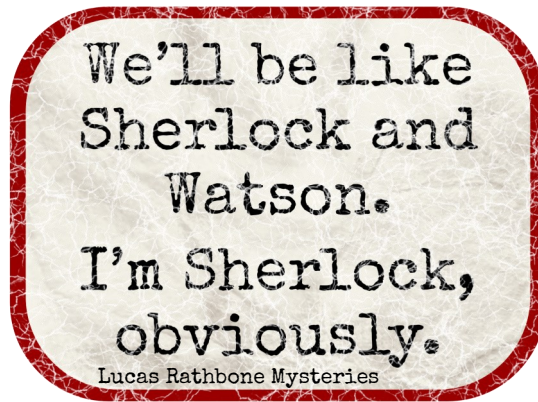
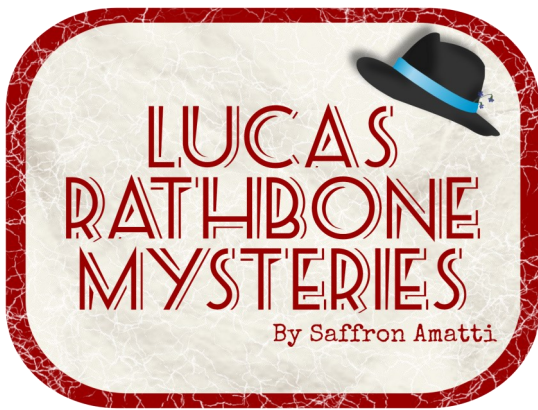
With festive good wishes,

*Saffron Amatti*

P.S. Have you got your copy of Cold Hands, Warm Hearts yet? It's a short story I wrote for my newsletter subscribers, and you can get your hands on it at [saffron-Amatti.co.uk/keep-in-touch](http://saffron-Amatti.co.uk/keep-in-touch)

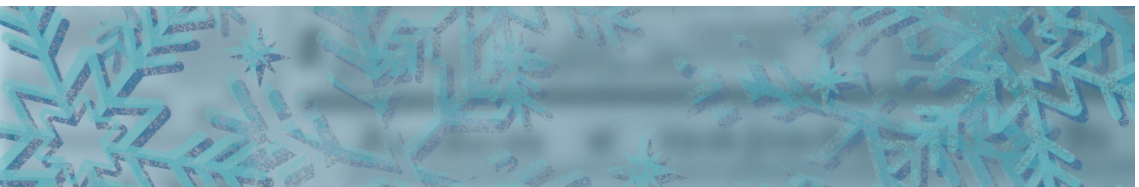

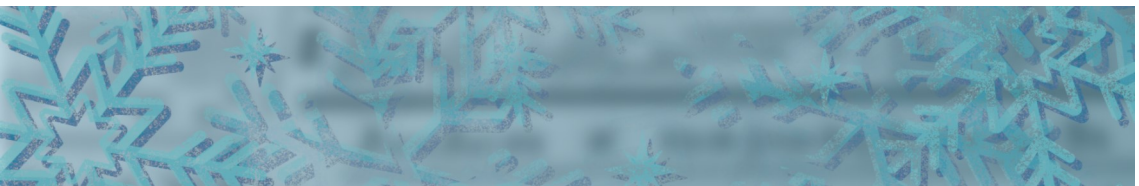

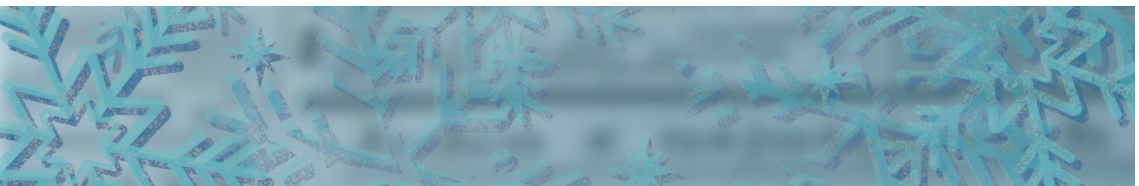

## STICKERS OR MAGNETS




Simply print onto sticker paper or a printable magnet sheet and cut out with scissors



# PAPERCHAINS

Decorate like it's Christmas 1928 with paperchains! Simply print as many as you need, cut out and loop into a chain. On the next page there's plain brown paper effect links, and on the page after that there's a full page of brown paper effect so you can print a backing to your paperchain links







# MRS JENKINS' COCCOA

- 250ml whole milk
- 1 tbsp cocoa powder
- 1-2 tbsp light brown sugar
- 25g dark chocolate, finely chopped, plus extra for serving
- Whipped cream
- Ground cinnamon and/or nutmeg

Heat milk, cocoa, sugar, and chopped chocolate in a pan on a medium heat until steaming. Stir constantly to stop the milk scalding. *That only happened once!*  
Pour into mugs and serve with a large dollop of whipped cream and sprinkle grated chocolate and spices on top

*Once was enough, Clara  
It was still only once...*

# CLARA'S DRINK O' MYSTERY

- Gin
- Brandy
- Rum
- Whiskey
- Stout
- Ale
- Chartreuse

*Warning:*

*Keep away from naked  
naked flames and toddlers*

*Lucas! That's not nice  
Neither's your drink  
Rude*

That weird sticky red stuff at the bottom of a bottle *That was cough medicine*  
Worcestershire Sauce (probably) *Was it?*  
Soda Water *Why? Very much so*

Mix together well and serve in your favourite glass *How should I know?*

*Well, you are psychic...  
NOT THAT SORT OF PSYCHIC!!!*

# JOHNNY'S HANKY DANKY

1 1/2 oz Gin  
1 1/2 oz Sweet vermouth  
2 dashes Fernet-Branca  
Garnish: Orange twist

*Is anyone really going to want to drink this?*

Add all the ingredients into a mixing glass with ice and stir.

Strain into a chilled cocktail glass.

Garnish with an orange twist.

*They're very nice actually*

*Yes, I noticed you knocking them back...*

*Like you weren't*

*That's not the point*

*Children, stop fighting and make your mothers one of these Hanky Panky things us*

# TOMMY'S ABANDONED

## WHISKEY SOUR

50ml Bourbon  
35ml Lemon Juice  
12ml simply syrup

*You wouldn't have drunk it either in the circus*

2 dashes Angostura bitters

*Quite right too!*

Ice

*Wait, are you two actually agreeing with each other?*

Lemon Garnish

*First time for*

*everything, dear girl!*

Shake all ingredients (except garnish) with ice and strain into an ice-filled crystal tumbler.

Serve with lemon garnish and heaps of suspicion, making sure to not touch a drop... just in case.

*Only about this, nothing else about this, nothing else about this*  
*Hmm, that sounds about right*



Out Now on Kindle

**FESTIVELY FATAL**  
A Paranormal Cozy Mystery  
by Saffron Amatti

SEASON'S  
GREETINGS